




Product Range

Counterflow Cooling Towers

Induced Draft with Axial Fans

Forced Draft with Centrifugal Fans

Forced Draft with Axial Fans



Better Choices • Easy Solutions • Advanced Technology • Certified EN ISO 9001

Specialists in Heat Transfer Products and Services
Delivering Quality... Focused on Perfection

Counterflow Cooling Tower Designs

CTI Certified-Standard 201: Every Evapco cooling tower is independently certified by the Cooling Technology Institute (CTI). This certification guarantees that the unit will meet the rated capacities, eliminating the need for costly field performance tests. www.cti.org

Eurovent Certification Company (ECC). The rating standard for Cooling Towers adopts CTI standard 201. ECC thermal performance rating can be granted in accordance with the ECC Operating Manual for the Certification of Cooling Towers. www.eurovent-certification.com



† Mark owned by the Cooling Technology Institute



Induced Draft with Axial Fans


AT/UAT/BIG-AT/c-AT

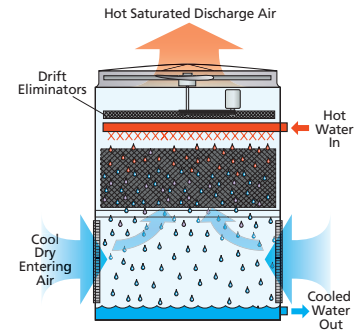


AT/UAT 14-64 to
AT/UAT 428-1248
139 to 18144 kW
430 Models

Big-AT 114-526 to
Big-AT 428-952
4444 to 22128 kW
35 Models

c-AT 17-49 to
c-AT 17-912
762 to 2079 kW
18 Models

- Low energy
- Low risk for recirculation
- Best choice to avoid Legionella
- Easy maintenance
- CTI-ECC Certified 
- IBC Compliant
- UAT: an all stainless steel unit
- Big-AT: cells of 4.3 by 7.9 m
- c-AT: containerized units




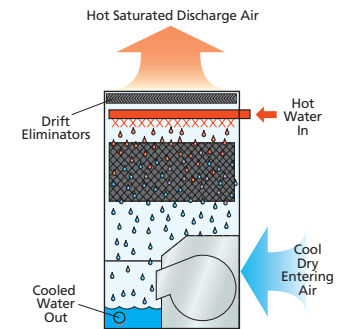
Forced Draft with Centrifugal Fans

LSTE



LSTE 416 to
LSTE 10636
145 to 5930 kW
77 Models


- Small footprint
- Low sound
- Indoor installation possible
- Plume abatement as an option
- CTI-ECC Certified 
- IBC Compliant

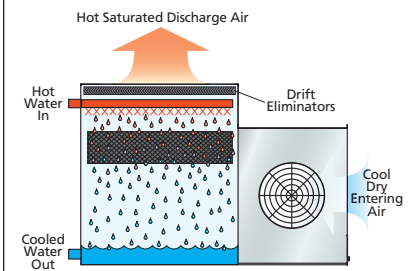


LPT



LPT 316 to
LPT 8812
120 to 1460 kW
43 Models

- Low height
- Low sound
- Indoor installation possible
- TOP-TOP execution possible: vertical air inlet and outlet
- Plume abatement as an option
- CTI-ECC Certified 
- IBC Compliant




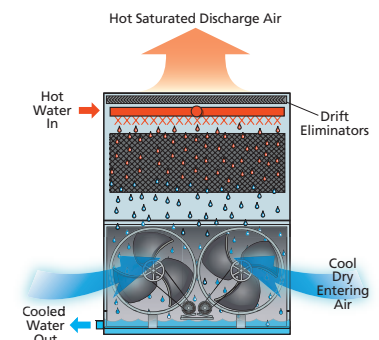
Forced Draft with Axial Fans

PMTQ



PMTQ 10112 to
PMTQ 12940
460 to 5732 kW
90 Models

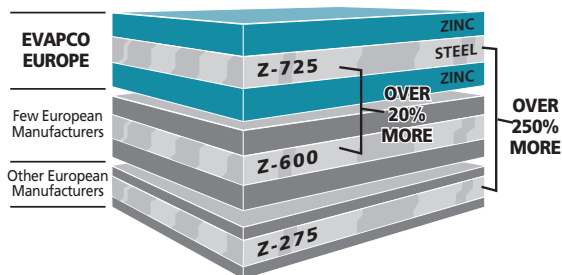
- Low energy
- Super Low Sound Fans are standard
- Easy maintenance
- Man-sized access doors
- Individual fan drive systems
- CTI-ECC Certified 
- IBC Compliant



Design Features

Corrosion Protection


EVAPCOAT: The Z-725 Mill Hot-Dip Galvanized Steel Construction is the heaviest level of galvanizing available for manufacturing cooling towers and has more zinc protection than competitive designs using Z-275 and Z-600 steel. EVAPCO was the first to standardize on Z-725 galvanized steel which means a minimum of 725 g zinc/m². Today Evapco remains the only European cooling tower manufacturer using this heavy grade galvanized steel.



Stainless Steel Options: A variety of stainless steel construction upgrade options are available in both 304L and 316L stainless steel, including stainless steel cold water basins and complete stainless steel units.

EVAPAK® Fill

The **EVAPAK®** fill is specially designed to induce highly turbulent mixing of the air and water for superior heat transfer. Special drainage tips allow high water loadings without excessive pressure drop. The fill is constructed of inert PVC, will not rot or decay, and will withstand water temperatures of 55°C. A higher temperature fill is available for water up to 65°C. The structural integrity makes the fill usable as a working platform.




EVAPAK® has excellent fire resistance, having a flame spread rating of 5 per ASTM-E84-81a.

Pressurized Water Distribution System

The water distribution system is made of PVC piping which is easily removable for cleaning. The spray branches have threaded end caps for debris removal. ABS plastic water diffusers have a large orifice and are practically impossible to clog. They are threaded for easy removal and positioning.

Axial fan units are equipped with **EvapJet™** nozzles. This high efficient design requires 66% fewer nozzles.



Maintenance Friendly Basin Design

Easy Access: The cold water basin section on induced draft units is easily accessible from ground level from all four sides of the unit. This open basin design enables the unit to be easily cleaned.

Clean Pan: EVAPCO units feature a completely sloped design from the upper to the lower pan section. This "Clean Pan" design allows the water to be completely drained from the basin.




Reliable Drive System

All Evapco cooling towers come standard with IE2 motors that can be used with variable frequency drive (VFD) systems for precise capacity control. The mechanical drive systems are easy to access and easy to maintain. Bearing lubrication and belt adjustment can be performed from outside the unit. All units with fan motors located outside of the unit are protected with a removable motor cover or fan screen. Motors located inside the fan casing are mounted on a swing-out motor mount on an adjustable base for easy removal.





WST Air Inlet Louver

Evapco's water and sight tight (WST) louvers keep water in and sunlight out of induced draft products. The unique non-planar design is made from light-weight framed PVC sections which have no loose hardware, enabling easy unit access. The louver's air channels are optimized to block all line-of-sight paths into the basin eliminating splash-out. Additionally, algae growth is minimized by blocking all sunlight. (Patent pending)



Patented Efficient Drift Eliminators

An extremely efficient PVC drift eliminator system is standard on all Evapco units. The system removes water droplets from the air stream to limit the drift rate to less than 0.001% of the recirculating water rate. Evapco's drift eliminators are EUROVENT Certified.




Low Sound Solutions

Induced Draft with Axial Fans

Super Low Sound Fan

Capable of reducing the unit sound pressure levels 9 to 15 dB(A).




Low Sound Fan

Capable of reducing the unit sound pressure levels 4 to 7 dB(A).



Water Silencer

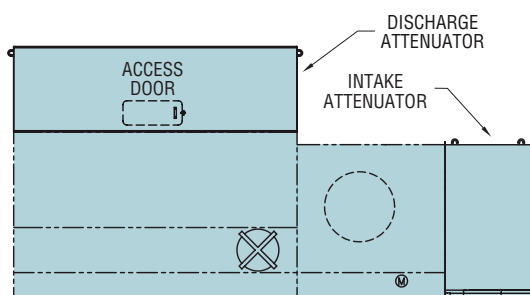
Reduces the high frequency noise associated with the falling water and is capable of reducing overall sound levels 4 to 7 dB(A) measured at 1.5 m from the side or end of the unit.



Forced Draft Centrifugal Fan Options

The centrifugal fan design of Evapco's forced draft cooling towers operates at lower sound levels which make these units preferable for installations where noise is a concern.

For extremely noise sensitive applications, these centrifugal fan models may be supplied with various optional stages of intake and/or discharge attenuation packages, which greatly reduce sound levels even further.

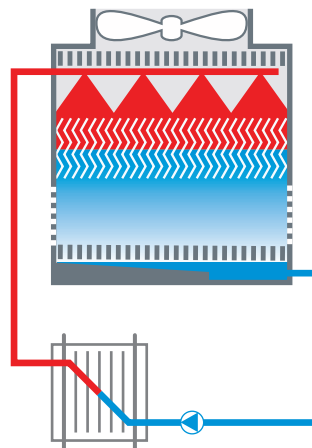


Applications

Circulation Scheme

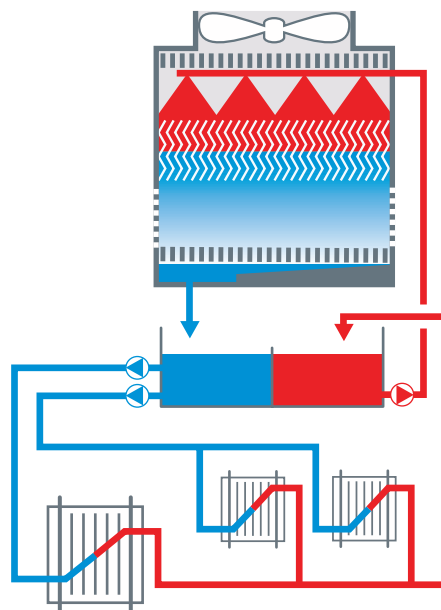
Single Circuit System

Mainly for applications with constant water flow.



Dual Circuit System

For cooling tower applications with variable water flows to the consumers.



www.evapco.com

EVAPCO Inc.

World Headquarters & Research /
Development Center
Westminster, MD 21158, USA

Phone: +1 410-756-2600
Fax: +1 410-756-6450
marketing@evapco.com

www.evapco.eu

EVAPCO Europe NV

European Headquarters
Industrieterrein Oost 4010
3700 Tongeren, Belgium

Phone: +32 12-395029
Fax: +32 12-238527
evapco.europe@evapco.be

EVAPCO Europe Srl

Via Ciro Menotti 10
20017 Passirana di Rho
Milano, Italy

Phone: +39 02-939-9041
Fax: +39 02-935-00840
evapcoeuropa@evapco.it

EVAPCO Europe GmbH

Meerbuscher Strasse 64-78
D-40670 Meerbusch
Germany

Phone: +49 2159-6956 0
Fax: +49 2159-6956 11
info@evapco.de